



اوتنورسيتي تكنولوجي مارا

UNIVERSITI TEKNOLOGI MARA

FACULTY OF INFORMATION MANAGEMENT

=====

**BACHELOR OF INFORMATION SCIENCE (HONS.) INFORMATION
SYSTEM MANAGEMENT (IM245)**

=====

**IMR 607:
ADVANCED WEB DESIGN AND CONTENT MANAGEMENT**

MY ATTORNEY

PREPARED BY :

SY MUHAMMAD NAZIF BIN SY AHMAD

(2017275874)

(D1IM2455A)

PREPARED FOR :

MOHAMAD RAHIMI BIN MOHAMAD ROSMAN

DATE OF SUBMISSION: 13 December 2018

MY Attorney

by

SY MUHAMMAD NAZIF BIN SY AHMAD

Faculty of Information Management

MARA University of Technology

Machang, Kelantan

December 2018



1.0 Introduction

The growth of technology and system engineering in nowadays has been phenomenal. Thus, a lot of advantages can be taken from this from education to facility field. However, there is still no system or web application built for people to find a lawyer to their cases. Most people find it difficult or require a lot of effort and time to connect with the lawyer and find a suitable lawyer for their cases. Same goes to lawyers to find their clients.

To fix this problem, a system called 'myAttorney' will be developed. This project is a worldwide network of experienced lawyers, who are all examined and carefully selected with checking their educational and personal information documents by admin. It also helps registered user to find out the appropriate lawyer for their case and send their request to that lawyer for solution. Approved Lawyers also able to see the various cases available and can show their interest for fighting case by sending request to that user.



2.0 Problem Statement

- I. Lack of platform in searching for a lawyer and lawyer to find client
- II. Most people find it hard to find a suitable lawyer for their case
- III. Lawyer facing problem to find client



3.0 Developer's Profile



SY MUHAMMAD NAZIF BIN SY AHMAD
MyAttorney System Developer

ACADEMIC QUALIFICATION

- Bachelor Degree in Information Science (Hons) Information System Management
- Diploma in Information Management
- PHP Advance Web Learning certificate's holder

WORK EXPERIENCE

- System Analyst at CIMB BANK
- Industrial training at Petronas

SKILLS AND COMPETENCIES

- Advance skills in HTML and css
- Skillful in PHP, MySql and Adobe Dreamweaver
- Basic skill in Adobe Photoshop and Illustrator
- Proven experience in system analyzing



4.0 Objectives of the project

- To be the main platform for lawyer finding system.
- To ease user to find suitable lawyer for their case.
- To ease lawyer to find their client.



5.0 Scope and Limitation of Project

Scope also can be described as function that they system capable to do. To ensure the objectives of the project achieved, a good scope management is required. Identifying scope included in the preliminary stage of developing a system. It is a vital stage to make sure the project focus on specific scope and target audience. On this project, it will be cover on public people that intended to find a lawyer and for lawyer to find their client. The system will provide a list of registered lawyer that approved by admin of the system, hence it will ease user to contact the lawyer. As for lawyer, they can browse cases added by user including the details of the case and the case's owner contact.

Every system comes with limitation and of course this system has it. There is limitation of this system. The first one is, a little limitation on registration where some user will find it time consuming because they cannot just directly add their case into the platform. However, this registration is very important barrier to avoid visitors from just enter cases into the platform just for fun.



6.0 Milestone and Gantt Chart

Timeline	Understanding Topic	Information Gathering	Proposal Writing	Storyboard Sketching	Content Developing	Final Review	Final Presentation
Week 1							
Week 2							
Week 3							
Week 4							
Week 5							
Week 6							
Week 7							
Week 8							
Week 9							
Week 10							
Week 11							
Week 12							
Week 13							



7.0 ESTIMATED BUDGET AND COST REQUIRED FOR THE PROJECT

In order to build a system that satisfied future user, a close analysis should be done to ensure the system can be developed economically and efficiently. For this system, the budget is not quite high because some of the software that has been used by the developer are free and can be directly downloaded through the internet. However, there are also software that need to be purchased to ease the process of developing the system.

No.	Items	Budget
1	Laptop	RM 1,700.00
2	Adobe Illustrator CC	RM 57.00
3	Adobe Photoshop CC	RM 57.00
4	Adobe Dreamweaver CS6	RM 57.00
5	WAMP server	Free
6	Google Chrome	Free
TOTAL		RM 1,871.00



8.0 Hardware and Software details use in the project

Items	Description
<p>Laptop</p> 	<p>The most vital part in developing the system, basic to everything, to run all the software required.</p>
<p>Adobe Illustrator CC</p> 	<p>To create creative symbol, icon and interactive button to ensure the system is not boring and cheerful.</p>
<p>Adobe Photoshop CC</p> 	<p>Photoshop play a role in designing and editing picture to be use as a background for each pages of the system</p>

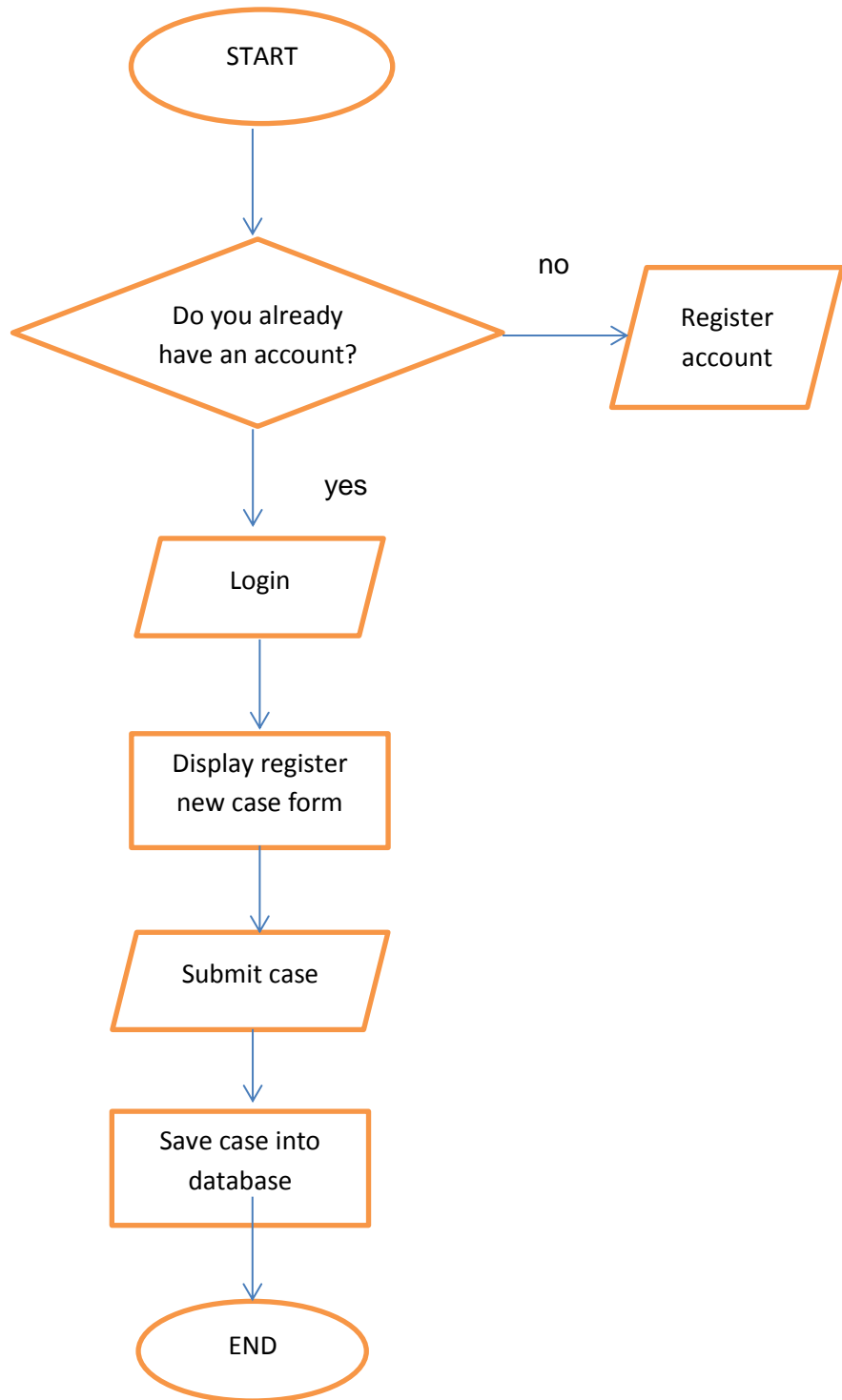


<p>Adobe Dreamweaver CS6</p> 	<p>This software used in designing the web pages including HTML and PHP coding. The advantage of using this software is, developer can directly view the design of the coding.</p>
<p>WAMP Server</p> 	<p>In order to test drive the code and design that have been created in Adobe Dreamweaver, this software create a local web server. By running the code through this server, developer can identify the error of the coding.</p>
<p>Google Chrome</p> 	<p>Linked with WAMP Server, WAMP Server need to be run through this web browser.</p>



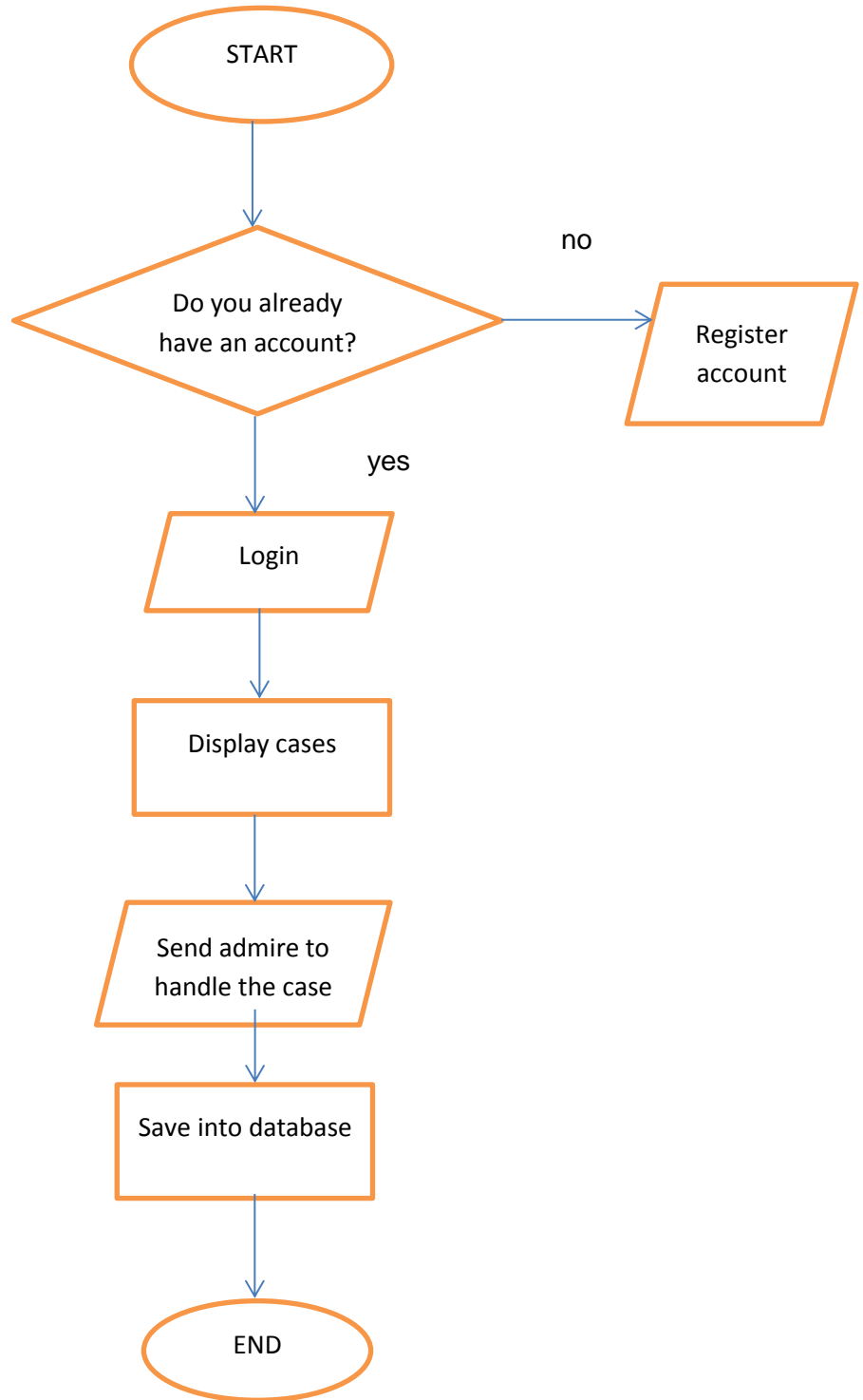
9.0 SYSTEM FLOWCHART & DIAGRAMS

9.1 User



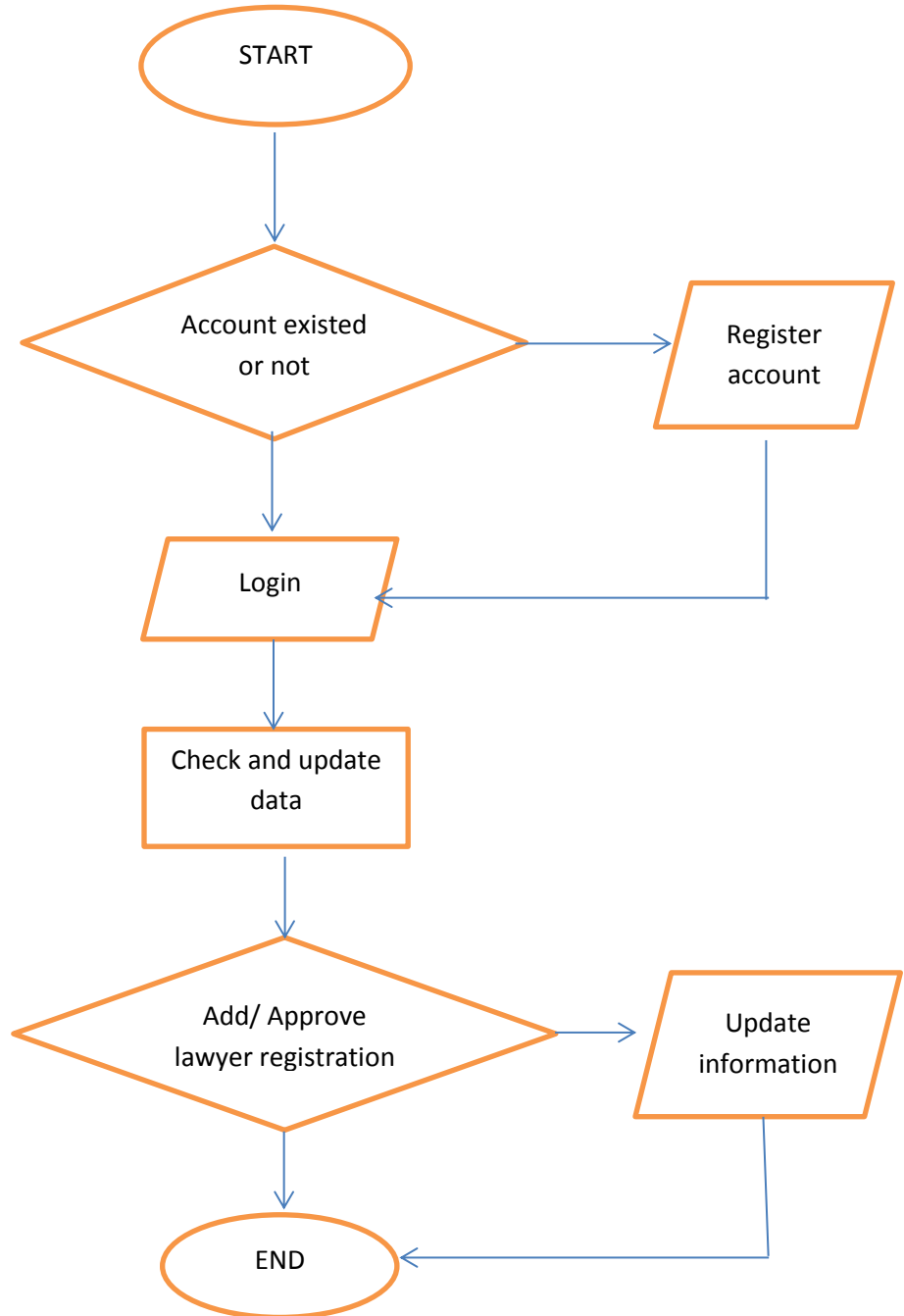


9.2 Lawyer





9.3 Admin

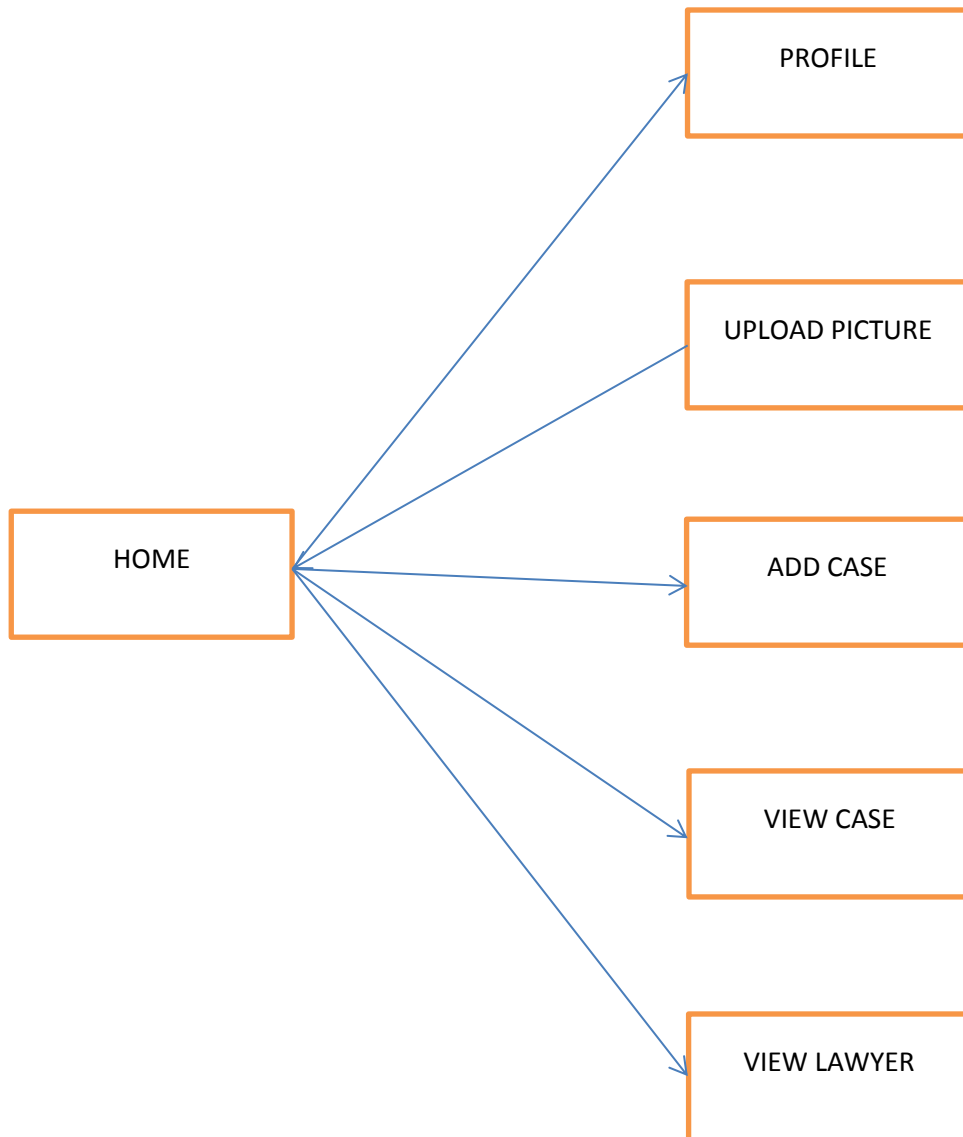




10. 0 STORY BOARD, WEB STUCTURE AND NAVIGATION

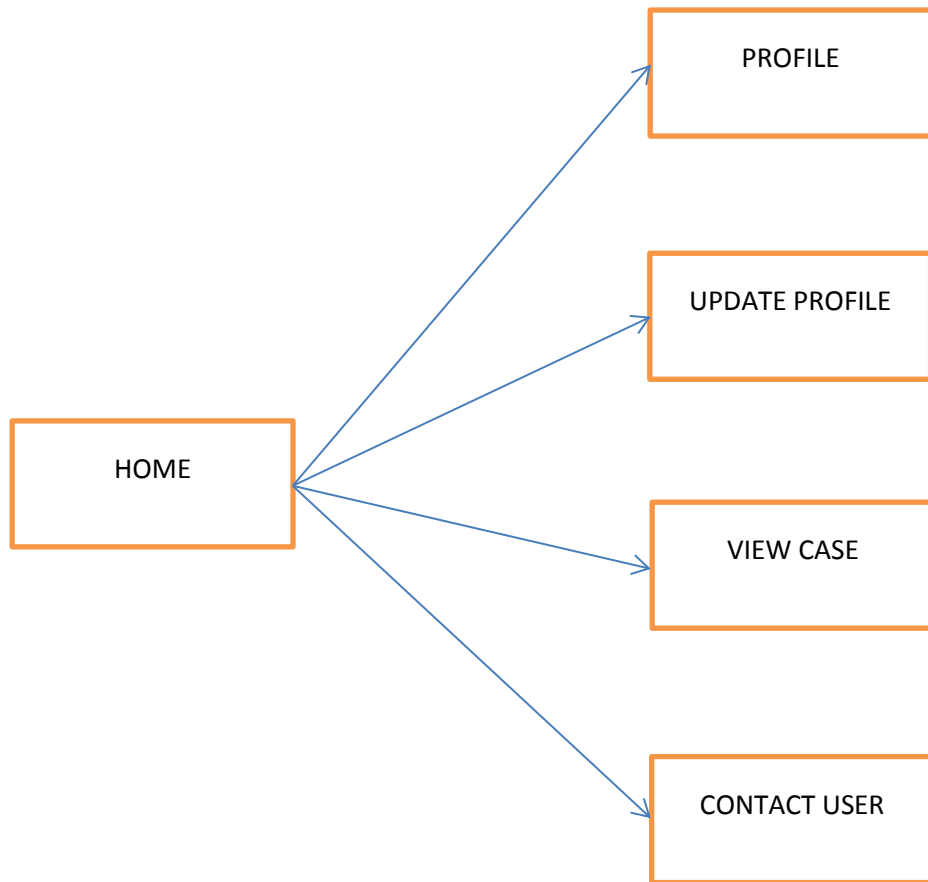
10.1 SITEMAP

10.1.1 USER





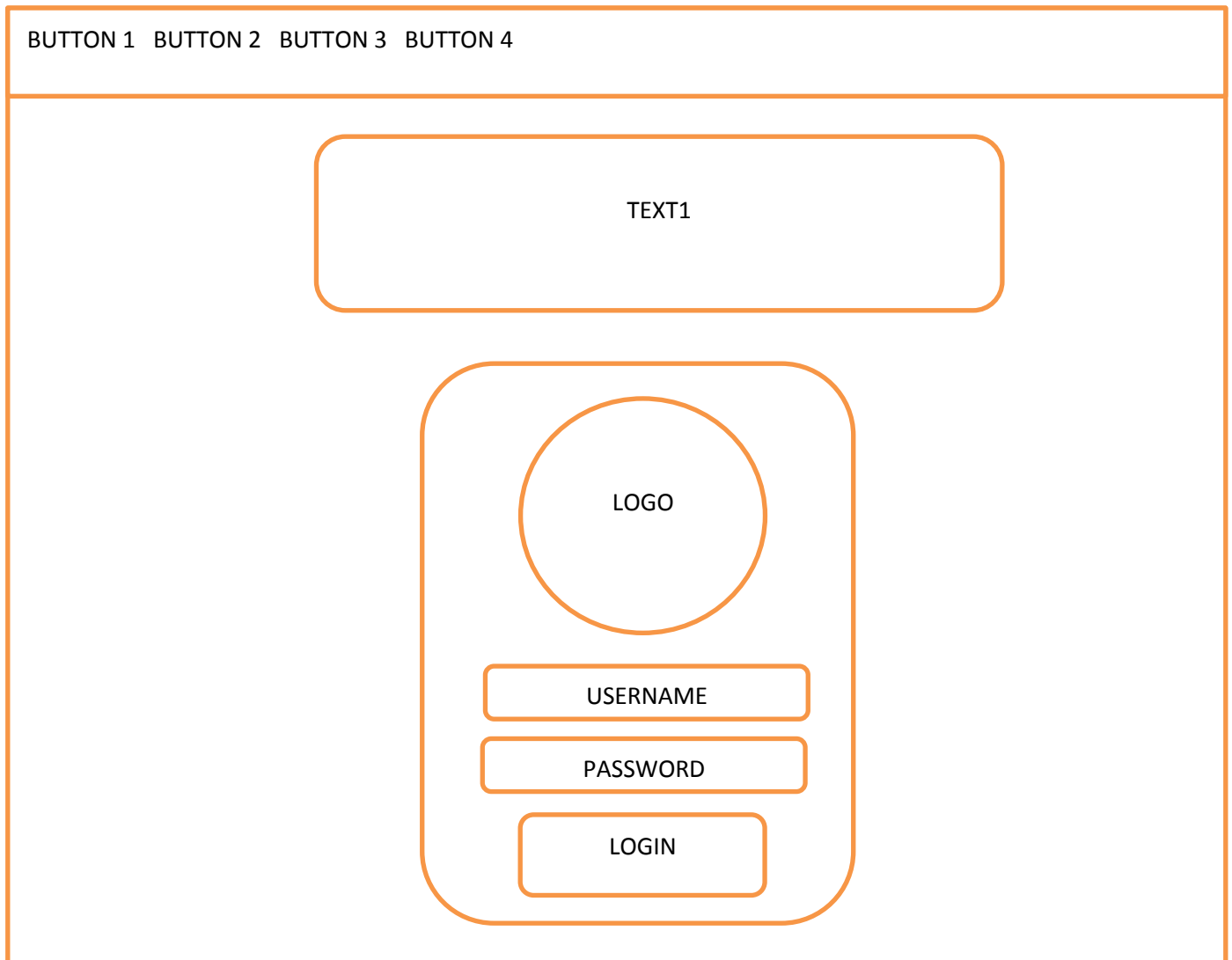
10.1.2 LAWYER





10.2 STORYBOARD

i) Homepage





ii) Registration form

TEXT 1

TEXT 2

TEXT 3

TEXT 4

TEXT 5

REGISTER



iii) User Profile

BUTTON 1 BUTTON 2 BUTTON 3 BUTTON 4

PROFILE PICTURE

TEXT 1

TEXT 2

TEXT 3

TEXT 4

The form is enclosed in an orange border. At the top, there is a horizontal bar containing four buttons labeled 'BUTTON 1' through 'BUTTON 4'. Below this bar, on the right side, is a rounded rectangular box labeled 'PROFILE PICTURE'. On the left side, there are four stacked rounded rectangular boxes, each containing a label: 'TEXT 1', 'TEXT 2', 'TEXT 3', and 'TEXT 4' from top to bottom.



iv) Case Registration

	<p>Add Case</p>
BUTTON 1	<p>TEXT 1</p>
BUTTON 2	<p>TEXT 2</p>
BUTTON 3	<p>TEXT 3</p>
BUTTON 4	<p>TEXT 4</p>
	<p>SUBMIT</p>



vi) List of Cases

BUTTON 1 BUTTON 2 BUTTON 3 BUTTON 4	<table border="1"><thead><tr><th>CASE</th><th>CASE DESCRIPTION</th><th>CNTACT</th></tr></thead><tbody><tr><td></td><td></td><td></td></tr><tr><td></td><td></td><td></td></tr><tr><td></td><td></td><td></td></tr><tr><td></td><td></td><td></td></tr></tbody></table>	CASE	CASE DESCRIPTION	CNTACT												
	CASE	CASE DESCRIPTION	CNTACT													



vii) Lawyer Registration

TEXT 1

TEXT 2

TEXT 3

TEXT 4

TEXT 5

REGISTER



viii) List of Lawyer

NO	NAME	FIRM	CONTACT
	LIST	LIST	



11.0 Conclusion

In conclusion after all analysis and the system were done, it is very relevant to use in today culture as everything are a tap or click away. Through this system, user will require short length of time to find a suitable lawyer for their case by submitting the case into the system and offer a price range that they are willing to pay to the future lawyer of their case, same goes to the lawyer as they able to find their client through this system.



Reference

(Mohd Rahimi Mohd Rosman, personal communication, March 29, 2018)