

UNIVERSITI TEKNOLOGI MARA



FACULTY OF INFORMATION MANAGEMENT (IM245)

**ADVANCED WEB DESIGN AND CONTENT
MANAGEMENT (IMS607)**

GIFT CUSTOMIZATION SYSTEM

MARLISA SAZIELA BINTI MANSOR

12/13/2018

PREPARED FOR : SIR MOHAMAD RAHIMI BIN MOHAMAD ROSMAN

D1IM2455A

DATE SUBMIT

13/12/18

1.0 INTRODUCTION/OVERVIEW OF THE PROJECT

The system for gift customization system is made for specifically people that have time constraint when it comes to spending time going to the physical gift shop. Since everything is available online, people can also buy gifts online too and by customizing and choosing their own gift at that. The system has features that make the people to be able to choose their gifts start from the baskets till special notes that can be send to their receiptents. This application will help many people in preparing gifts in short amount of time because people can just choose what kinds of gifts that they want and have them to be delivered at their own destination.

The reason why this system is indeed needed is because that this system can be considered as convenient and useful especially during these modern days where everyone is busy and cannot find enough time to go anywhere. The system enables busy working people to easily buy gifts for their loved ones easily just by the click of their mouse and as we know that, people cannot afford to make time to go out and buy gifts and waste their time on driving, looking for parkings and for gas money. This system can help them to overcome those problems easily.

2.0 STATEMENT OF PROBLEMS

- Time constraints

People are busy these days, especially the ones that are responsible in becoming the breadwinner for the family. Sometimes, they are too busy to even eat let alone go out and buy gifts. The people sometimes do work shift which requires them to work overtime thus having less time for themselves to go out to buy gifts for their loved ones.

- Packed with busy schedules


As we know people with occupation is busy with their work loads and having to be running from one places to another places. Especially when they have to attend meetings or have to join courses and meet with clients making them to not be able to leisurely visit gift shops to choose and buy gifts.

- Difficulties in transportation to go to the physical gift shops

As we know not all people have vehicles and transportation. So people can just order the gifts without having to go out and by just clicking and choosing the gifts that they wanted to. Also, if they want to go out, they will be stuck in the traffic and that will be nuisance to them so it will be more convenient for them to just buy gifts through online.

3.0 DEVELOPER PROFILE (CV)

RESUME



PROFILE

Name:
Marlisa Saziela Binti Mansor

IC Number:
960711-03-5372

Date of Birth:
11th July 1996

Address:
No 54 RKT Kesedar Sungai Asap B,
18300 Gua Musang Kelantan.

Phone:
01126205037

Email:
lisaziela@gmail.com

Nationality/Race:
Malaysian/ Malay

Marital Status:
Single

Phone : 01126205037

OBJECTIVE

I would apply for position that allows me to implement my knowledge and skills of finding, filtering, organizing, interpreting and delivering information align with mission and vision of the organization.

I will describe myself as a team player, where I can play a very active role and supporting team members in needed. Besides that, I am punctual with my time and easy to get along with people.

EDUCATIONAL BACKGROUND

2012-2013	Sijil Pelajaran Malaysia Sekolah Menengah Kebangsaan Sungai Asap 6A 2B 1D
2014	Pra Diploma (Perdagangan) Uitm Machang Kelantan cgpa 4.00
2014-2017	Diploma of Information Management Uitm Machang Kelantan cgpa 3.84

SKILLS AND COMPETENCIES

Software skills
Microsoft Office
Adobe Photoshop
Adobe InDesign



Management and other skills
Teamwork
Communication
Time Management
Presentation skills
Problem solving
Clerical skills



LANGUAGE (lowest 0-10 highest)

Bahasa Melayu
Speaking 9
Writing 9

English Language
Speaking 8
Writing 9

WORKING EXPERIENCE

No working experiences

Email: lisaziela@gmail.com

4.0 AIMS/OBJECTIVES OF THE PROJECT

- The main objective of this system to enable people to customize their own gifts and have freedom to choose.
- To make it easier and convenient for people to choose and buy gifts without having to go to the shops physically.
- To enable the shop owner opportunities to expand their business globally by providing virtual gift shop.
- To become reliable and efficient virtual gift shop.

5.0 SCOPE/LIMITATIONS OF THE PROJECT

6.0 MILESTONE AND GANTT CHART

6.1 Gantt Chart


Project / Timeline	Concept Definition	Information Gathering	Proposal Writing	Storyboard Sketching	Content development	Final Review	Submit Report and System	Final Presentation
Week 1								
Week 2								
Week 3								
Week 4								
Week 5								
Week 6								
Week 7								
Week 8								
Week 9								
Week 10								
Week 11								
Week 12								
Week 13								
Week 14								
Week 15								

7.0 ESTIMATED BUDGET AND COST REQUIRED FOR THE PROJECT


NO	ITEMS	DESCRIPTION	PRICE(RM)
1	Laptop	Asus Chromebook Flip	2,000
2	Adobe Dreamweaver	Adobe Dreamweaver cs6	150
3	Adobe Photoshop	Adobe Photoshop cs5	150
4	Operating System	Windows 10	400
5	WampServer -MySQL -PHP	Wamp Server 64 bit	FREE
6	Web Browser	Mozilla Firefox	FREE
TOTAL			2,700


8.0 HARDWARE AND SOFTWARE DETAILS USE IN THE PROJECT

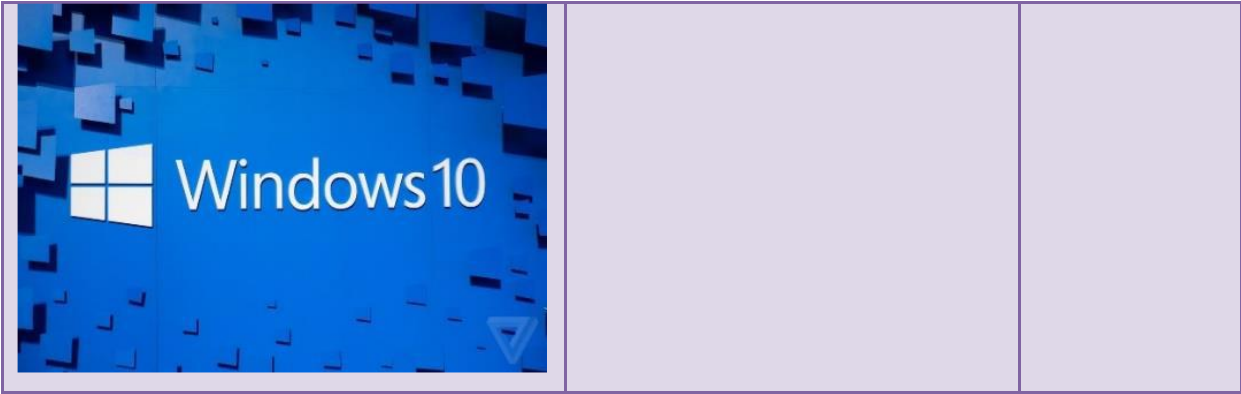
8.1 HARDWARE

ITEMS	DESCRIPTION	ESTIMATE D PRICE
<p>Asus Chromebook Flip</p> 	<ul style="list-style-type: none"> • CPU: Intel Pentium 4405Y – Intel Core m3-6Y30 • Graphics: Intel HD Graphics 515 • RAM: 4GB • Screen: 12.5-inch, FHD (1,920 x 1,080) LED backlit anti-glare • Storage: 32GB – 64GB eMMC 	<p>RM2,000</p>

8.2 SOFTWARE

ITEMS	DESCRIPTION	ESTIMATED PRICE
<p>Adobe Dreamweaver</p> 	<ul style="list-style-type: none"> • This software program is used for designing web pages. There are a few features such as <ul style="list-style-type: none"> ○ ActionScript ○ Active Server Pages (ASP). ○ C# ○ Cascading Style Sheets (CSS) ○ ColdFusion ○ EDML ○ Extensible HyperText Markup Language (XHTML) ○ Extensible Markup 	<p>RM150</p>

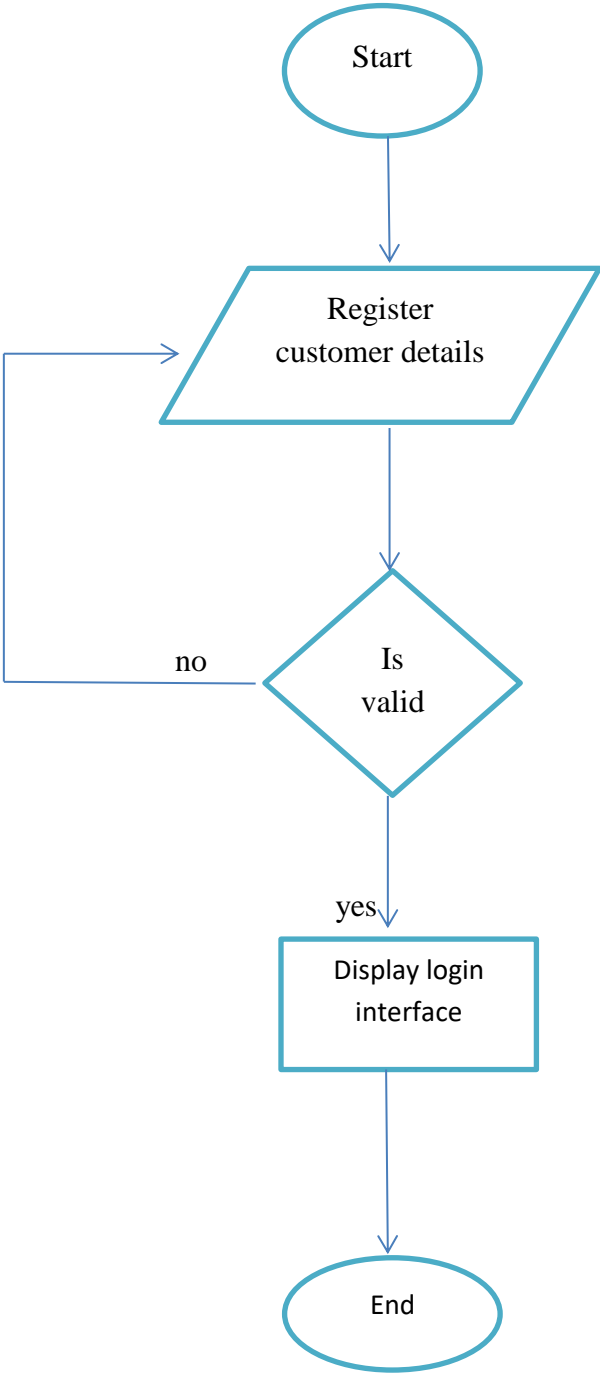
	Language (XML)	
<p>Wamp Server</p> 	<p>It is a web developmet medium on windows only that enables to create dynamic Web applications with PHP, MySQL. WampServer automatically installs everything that can develop web pages applications.</p>	Free
<p>MySQL Server</p> 	<p>Allows developers to access database servers. For the features to be available, the users must combine PHP with MySQL support.</p>	Free
<p>Adobe Photoshop</p> 	<p>This software is used for editing and designing photo. For example, the software can use for creating logo design.</p>	RM150
<p>Operating system</p>	<p>windows 10 professional is an operating system for the laptop where the laptop can run and use to develop the system</p>	RM400



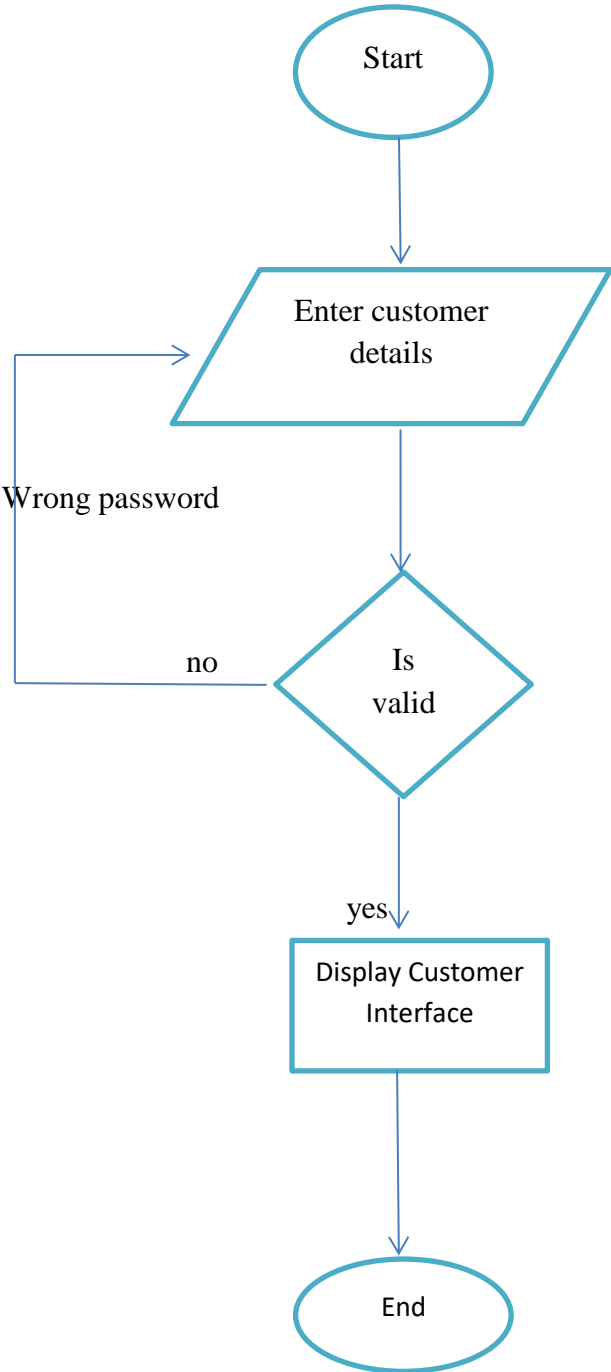
9.0 SYSTEM FLOWCHART AND DIAGRAM

9.1 USER FLOWCHART PROCESS

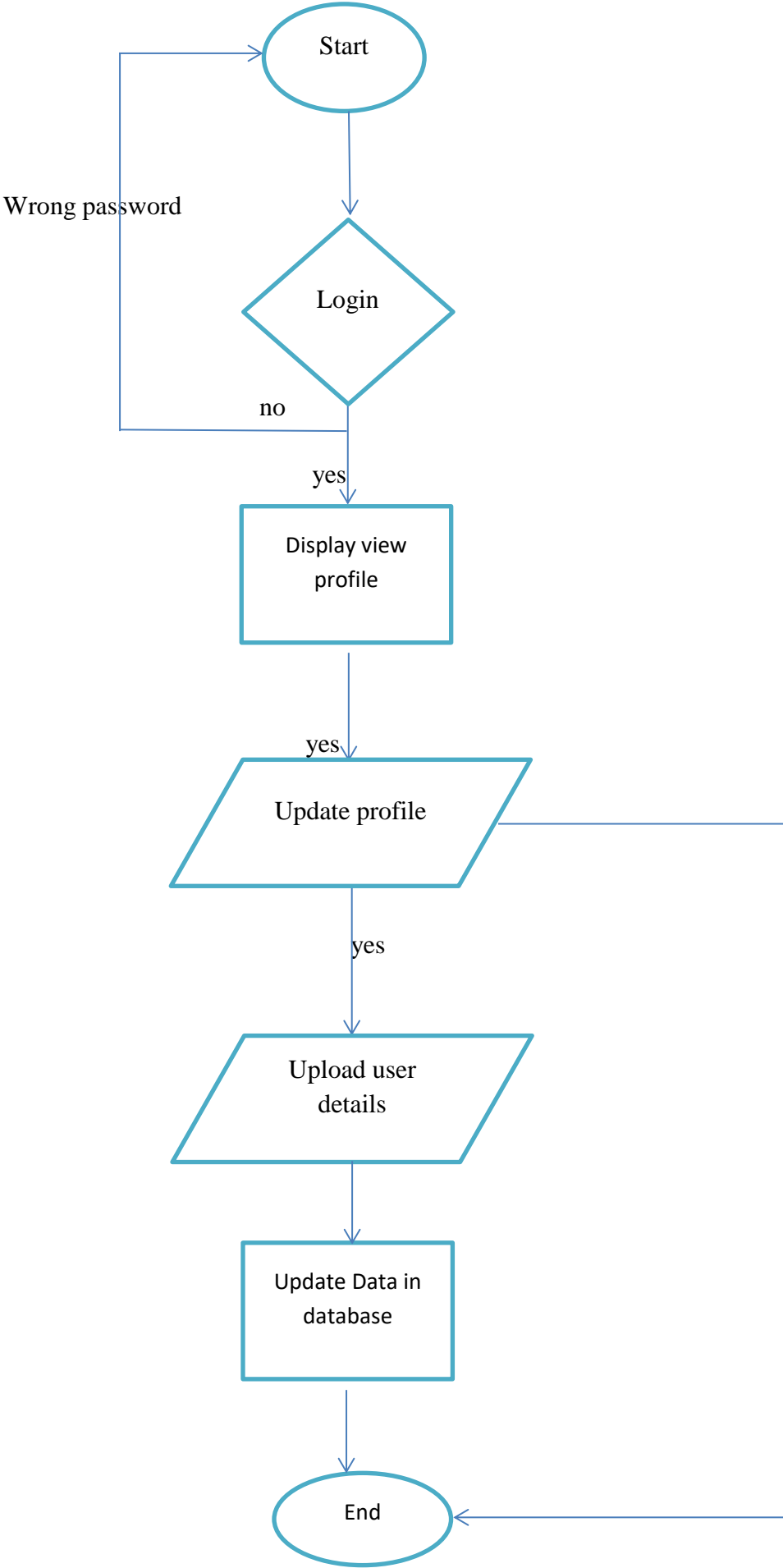
9.1.1 USER REGISTRATION PROCESS

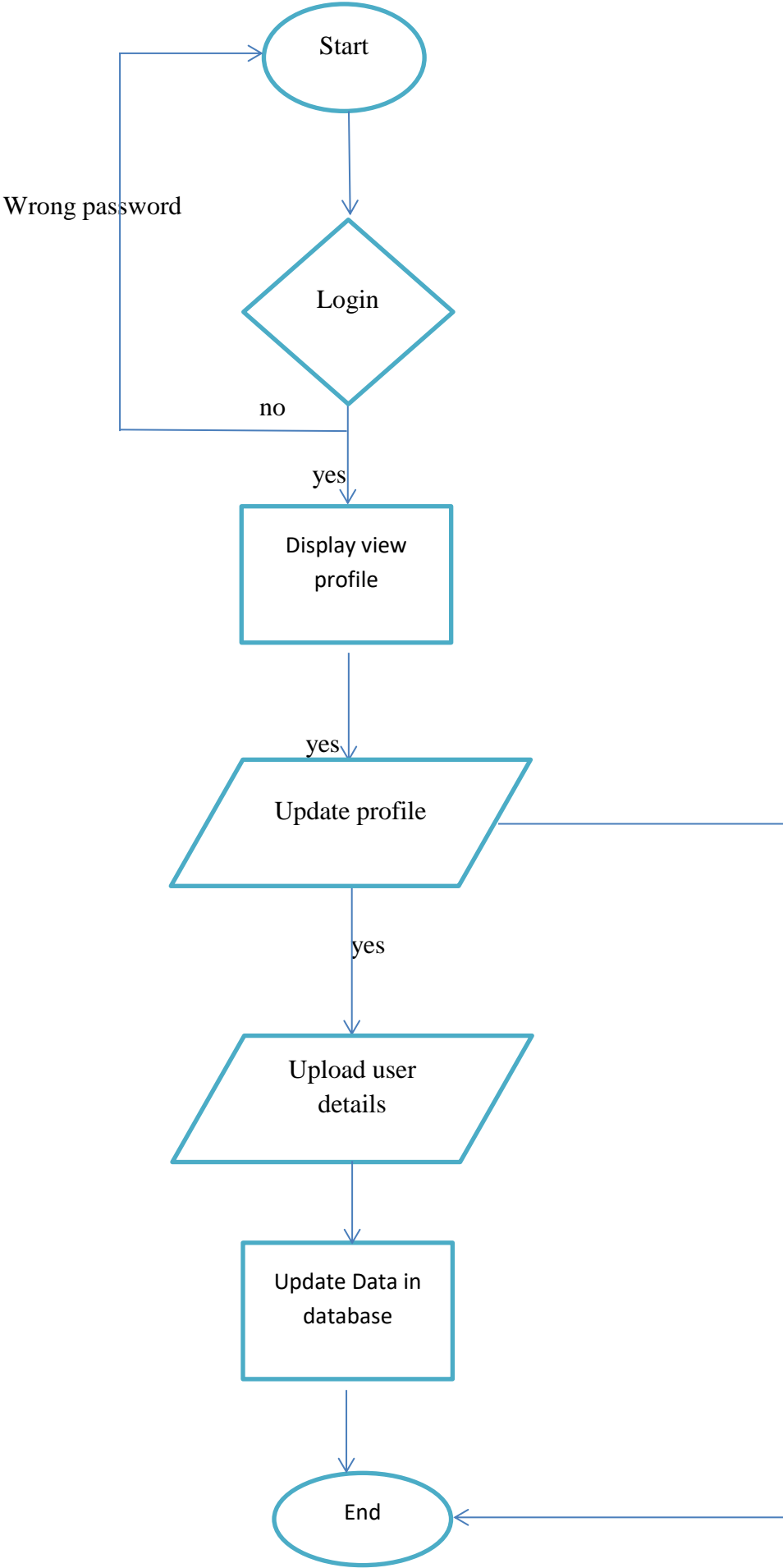


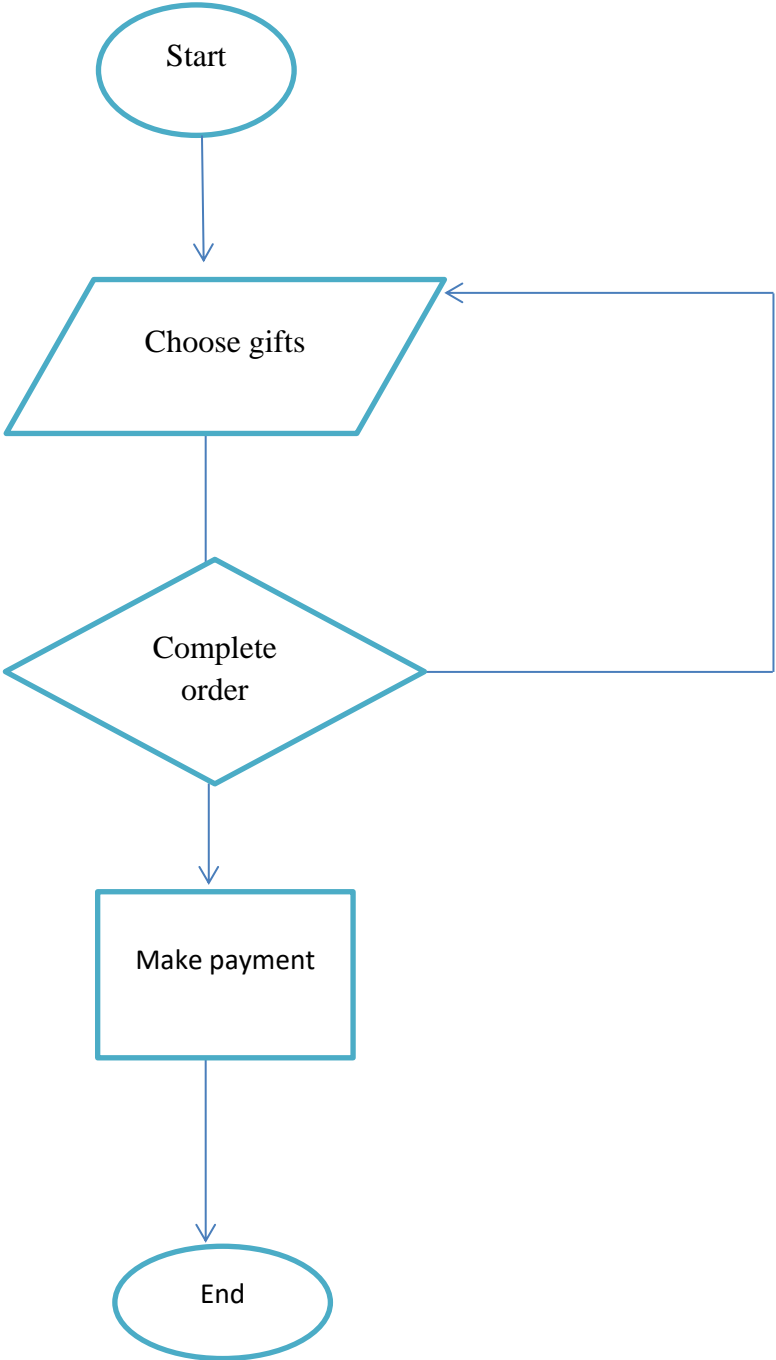
9.1.2 USER LOGIN PROCESS



9.1.3 UPDATE PROFILE PICTURE

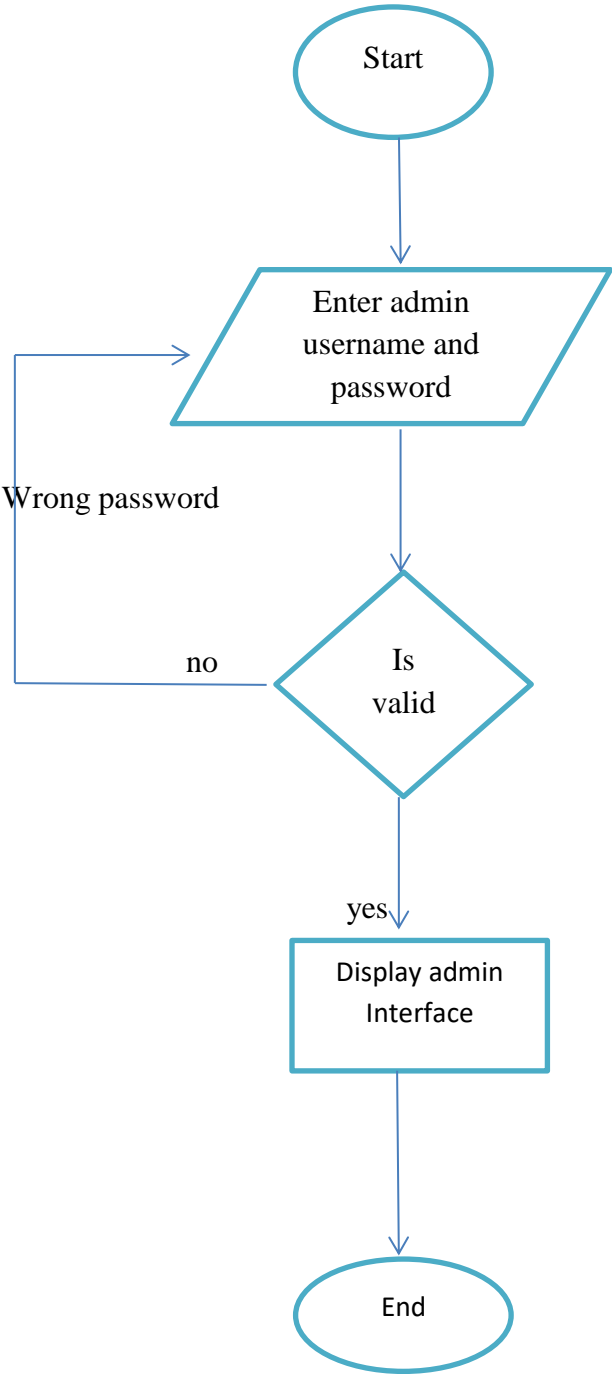


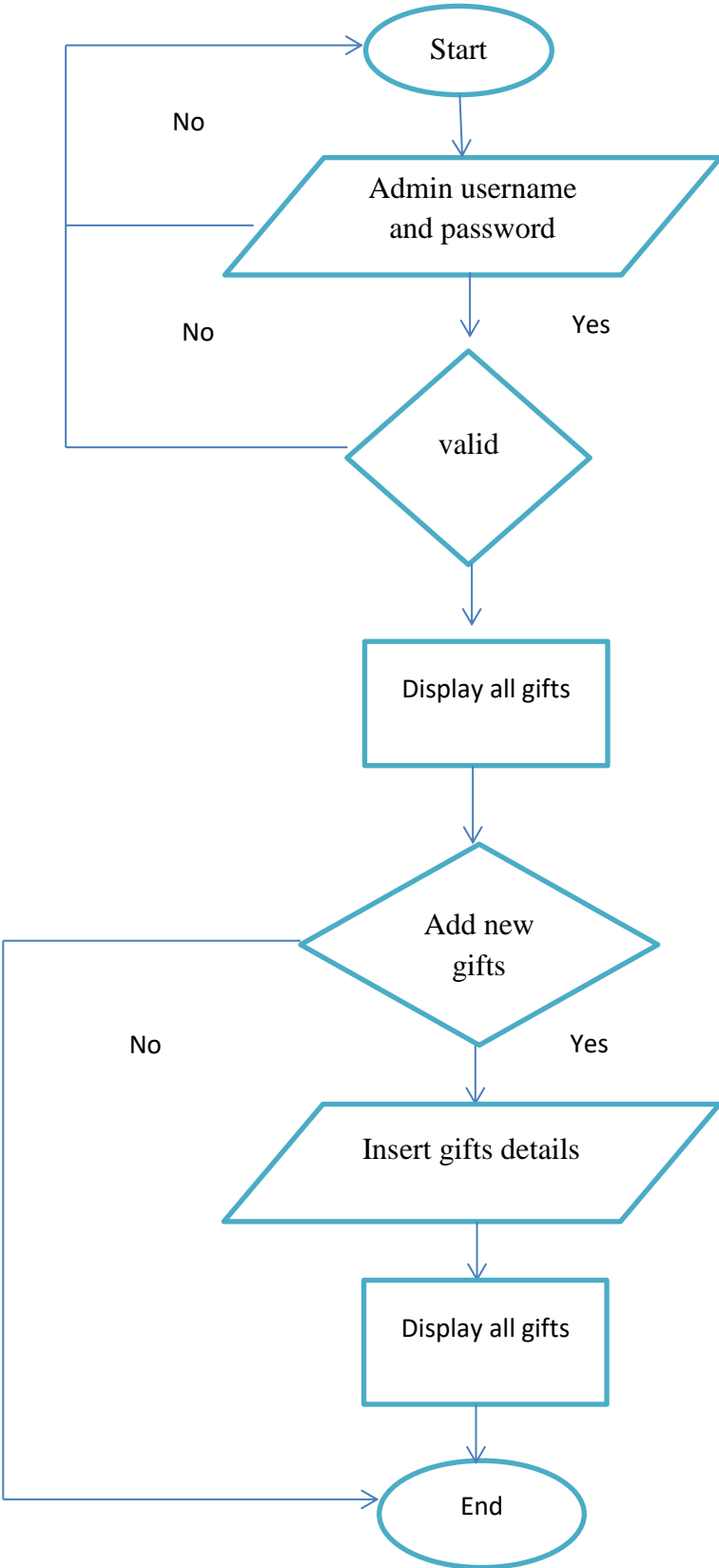




9.2 ADMIN FLOWCHART PROCESS

9.2.1 Admin Login Process

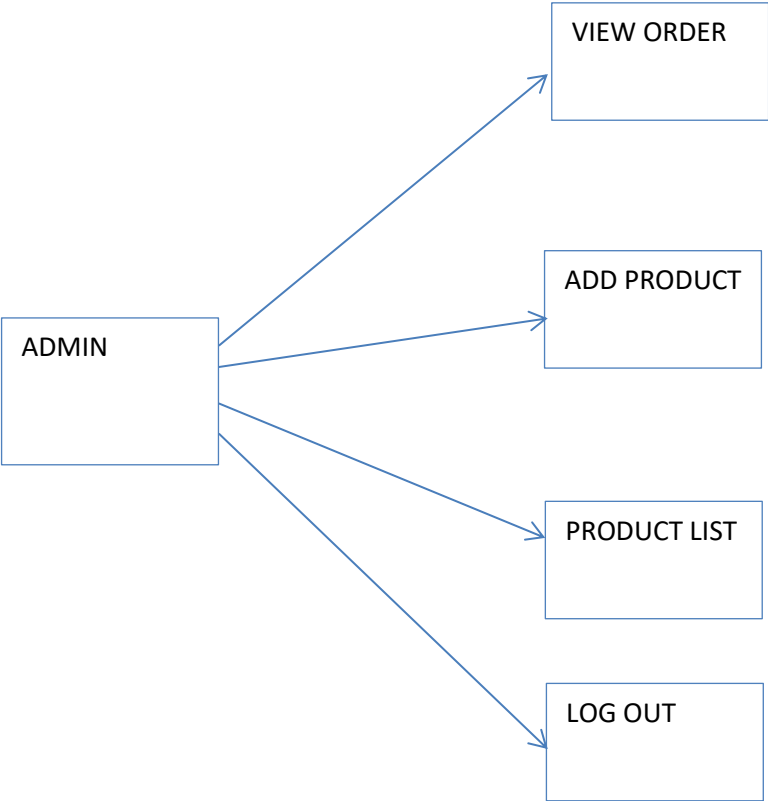




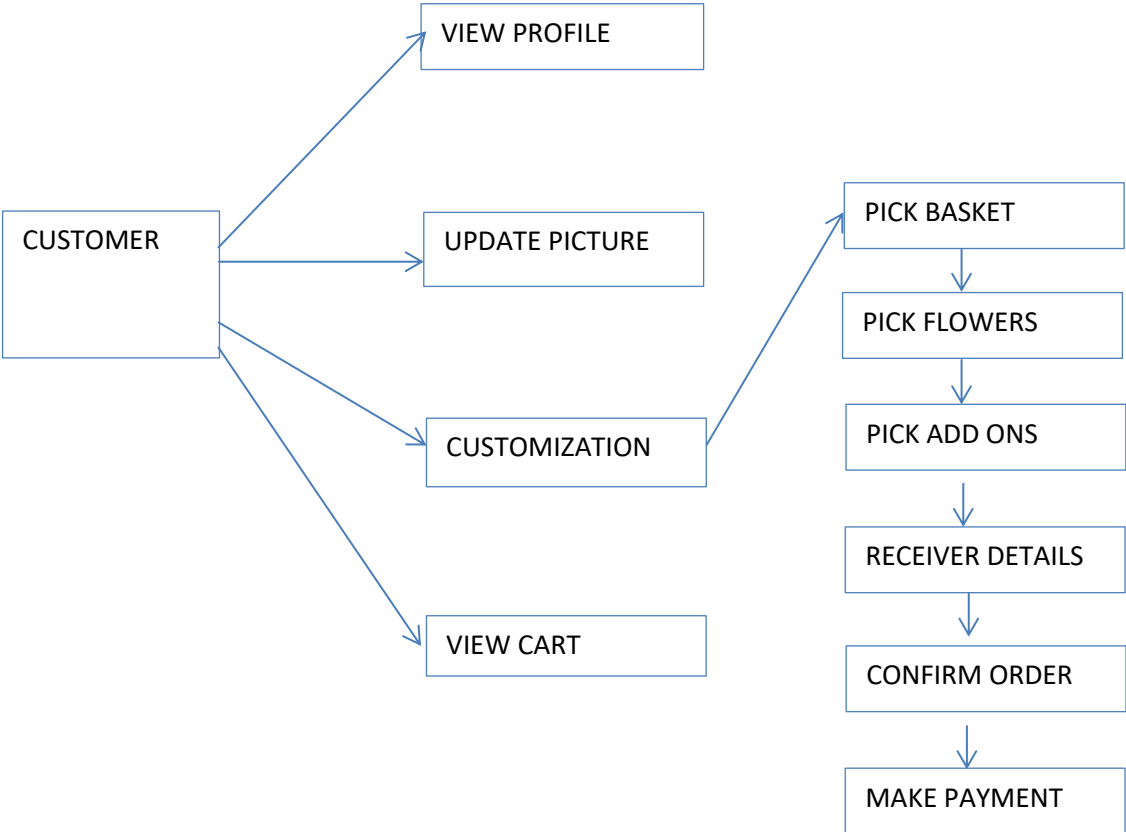
10.0 STORYBOARD, WEB SYSTEM STRUCTURE AND NAVIGATION

10.1 SITEMAP

10.1.1 ADMIN



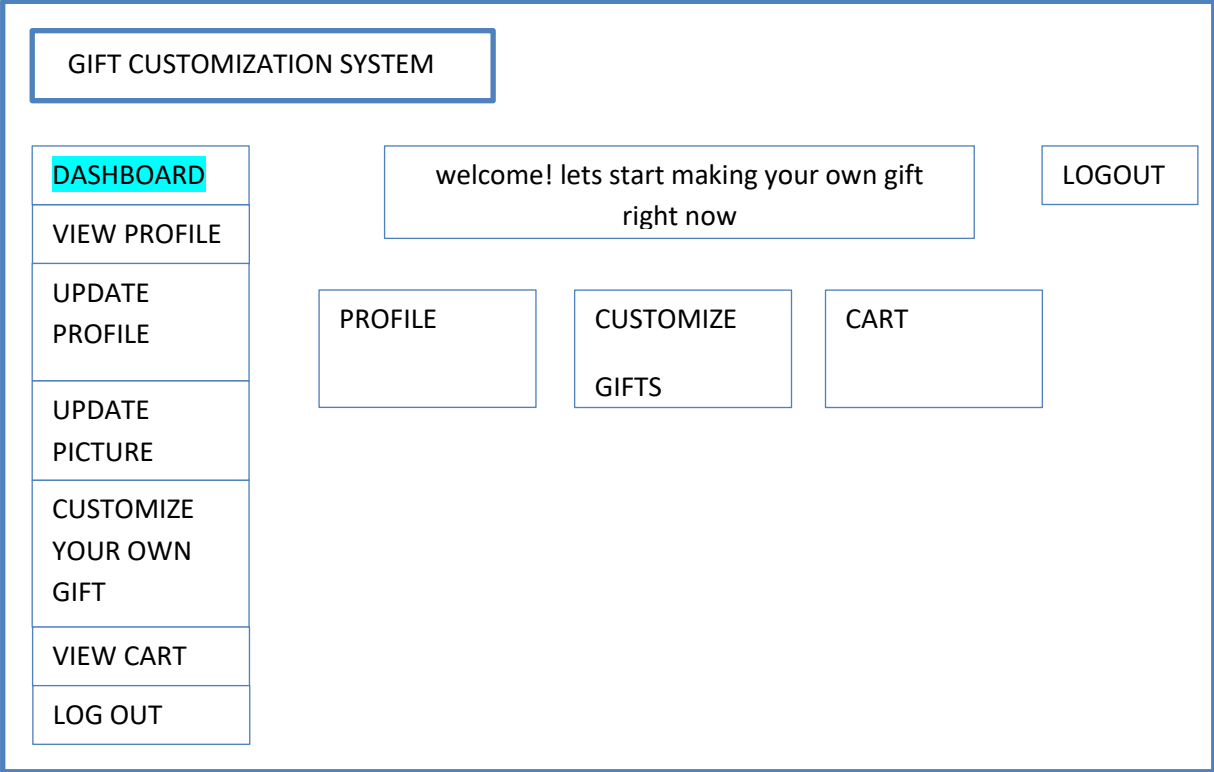
10.1.2 CUSTOMER



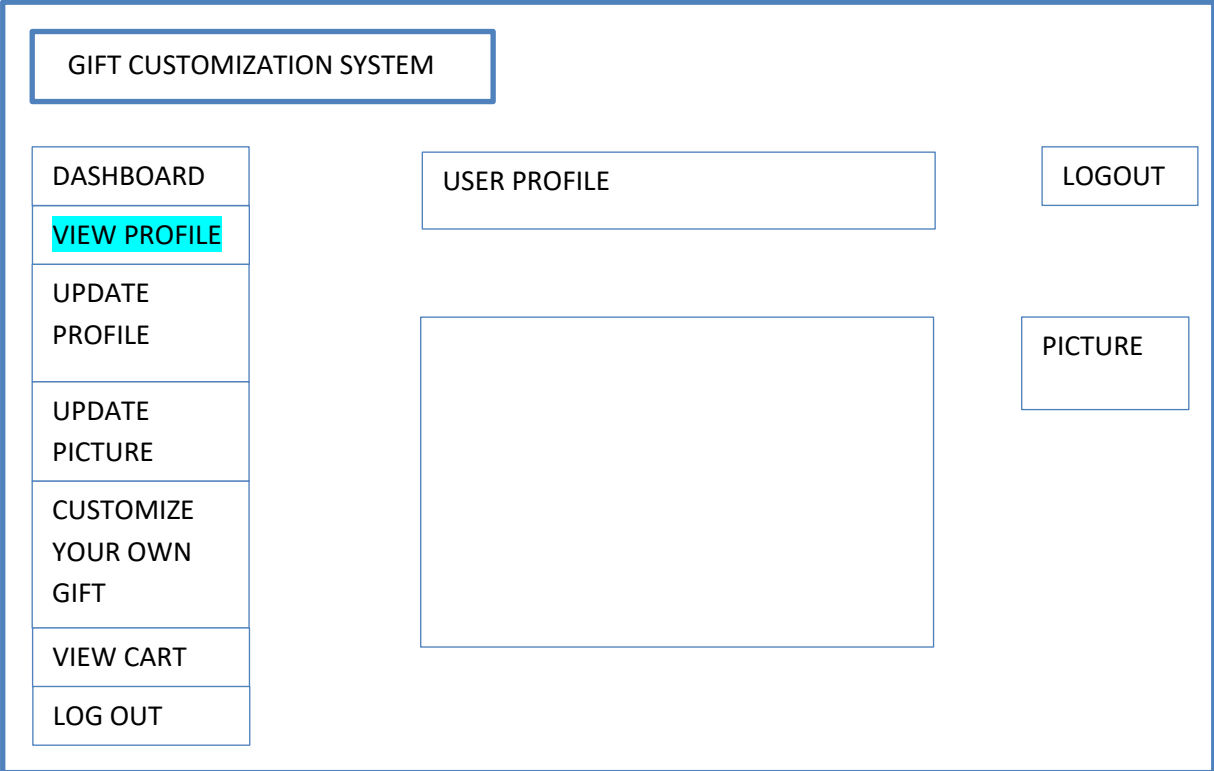
11.0 STORYBOARD

11.1 STORYBOARD CUSTOMER

11.1.1 DASHBOARD



11.1.2 VIEW PROFILE



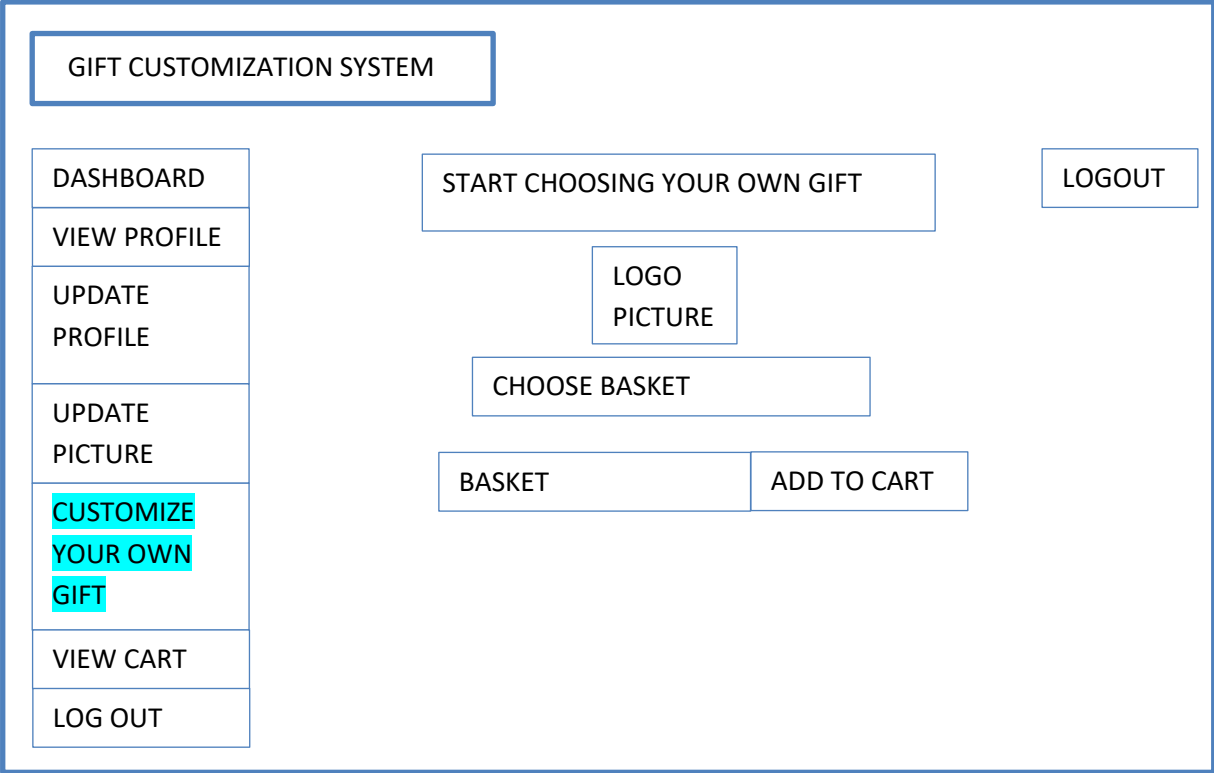
11.1.3 UPDATE PROFILE

The screenshot displays the 'UPDATE PROFILE' page within the 'GIFT CUSTOMIZATION SYSTEM'. On the left, a vertical navigation menu lists several options: 'DASHBOARD', 'VIEW PROFILE', 'UPDATE PROFILE' (highlighted in cyan), 'UPDATE PICTURE', 'CUSTOMIZE YOUR OWN GIFT', 'VIEW CART', and 'LOG OUT'. The main content area is titled 'UPDATE PROFILE' and contains a large, empty rectangular box for profile information. Below this box is an 'UPDATE' button. In the top right corner of the page, there is a 'LOGOUT' button.

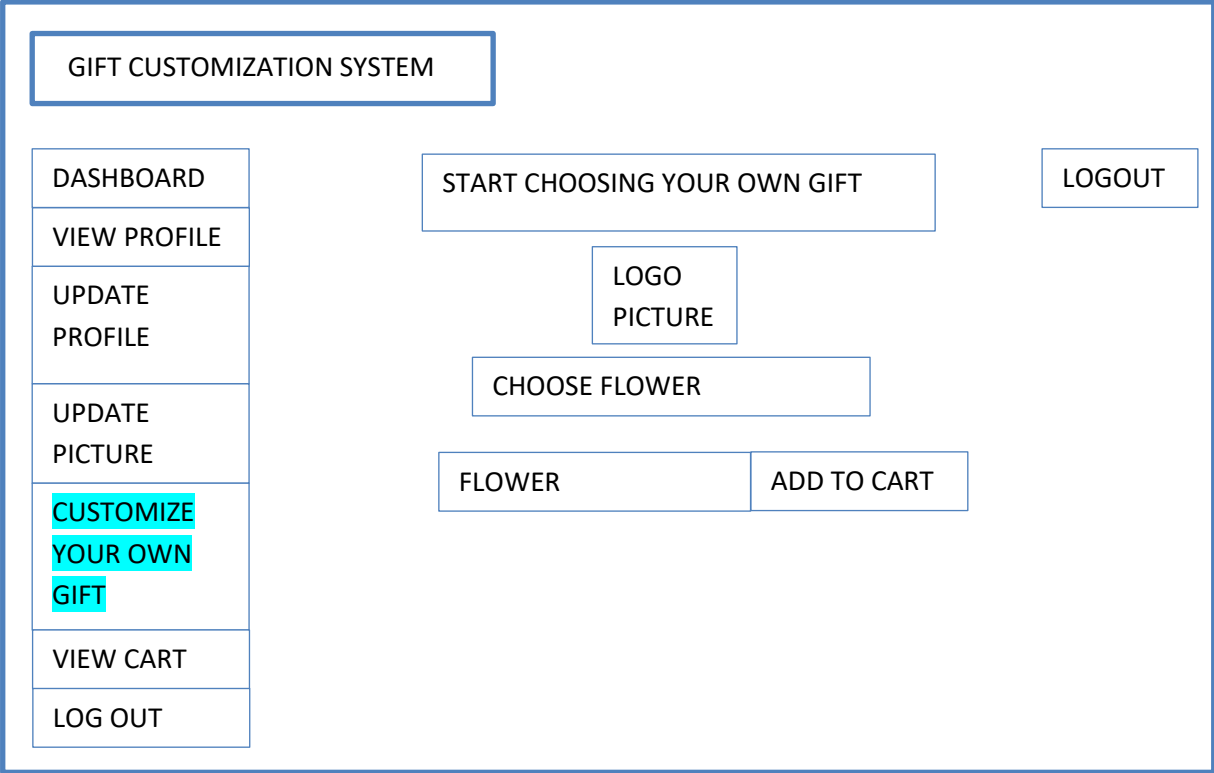
11.1.4 UPDATE PICTURE

GIFT CUSTOMIZATION SYSTEM		
DASHBOARD	UPDATE PICTURE	LOGOUT
VIEW PROFILE		
UPDATE PROFILE	SELECT PICTURE	
UPDATE PICTURE	[CHOOSE FILE]	
CUSTOMIZE YOUR OWN GIFT	UPDATE	
VIEW CART		
LOG OUT		

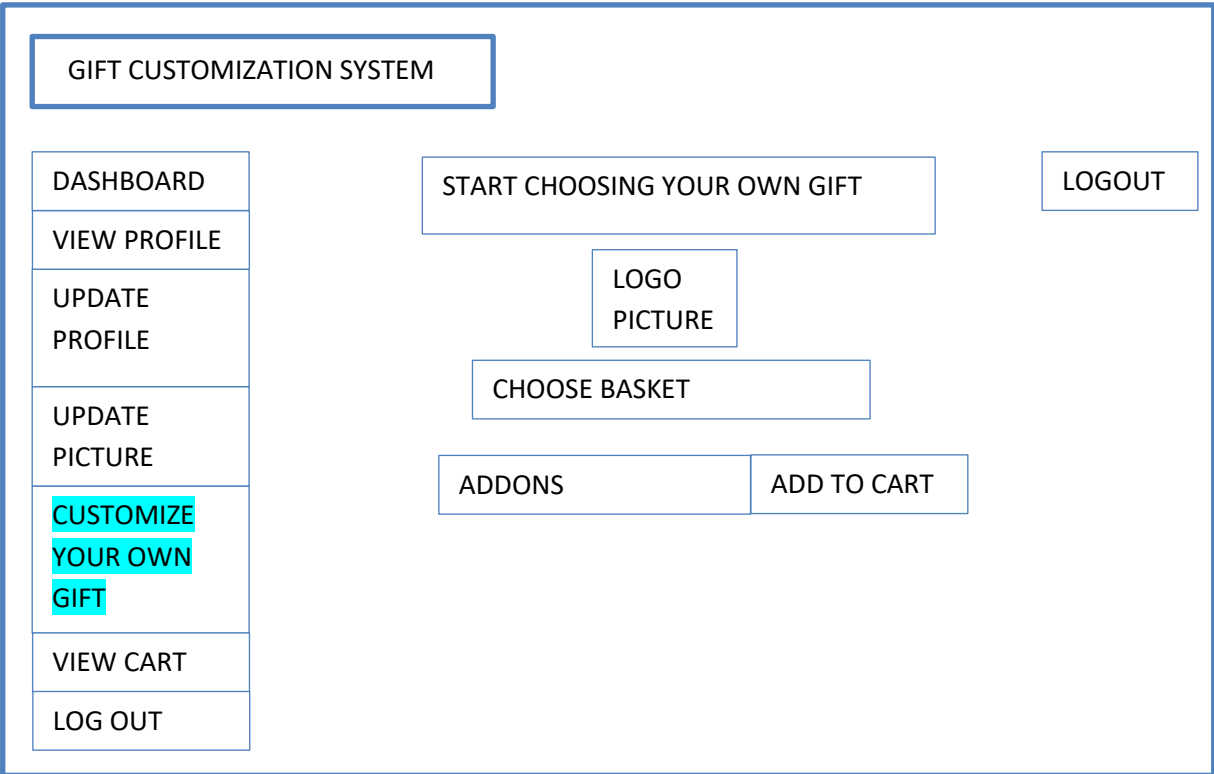
11.1.5.1 CUSTOMIZE GIFTS



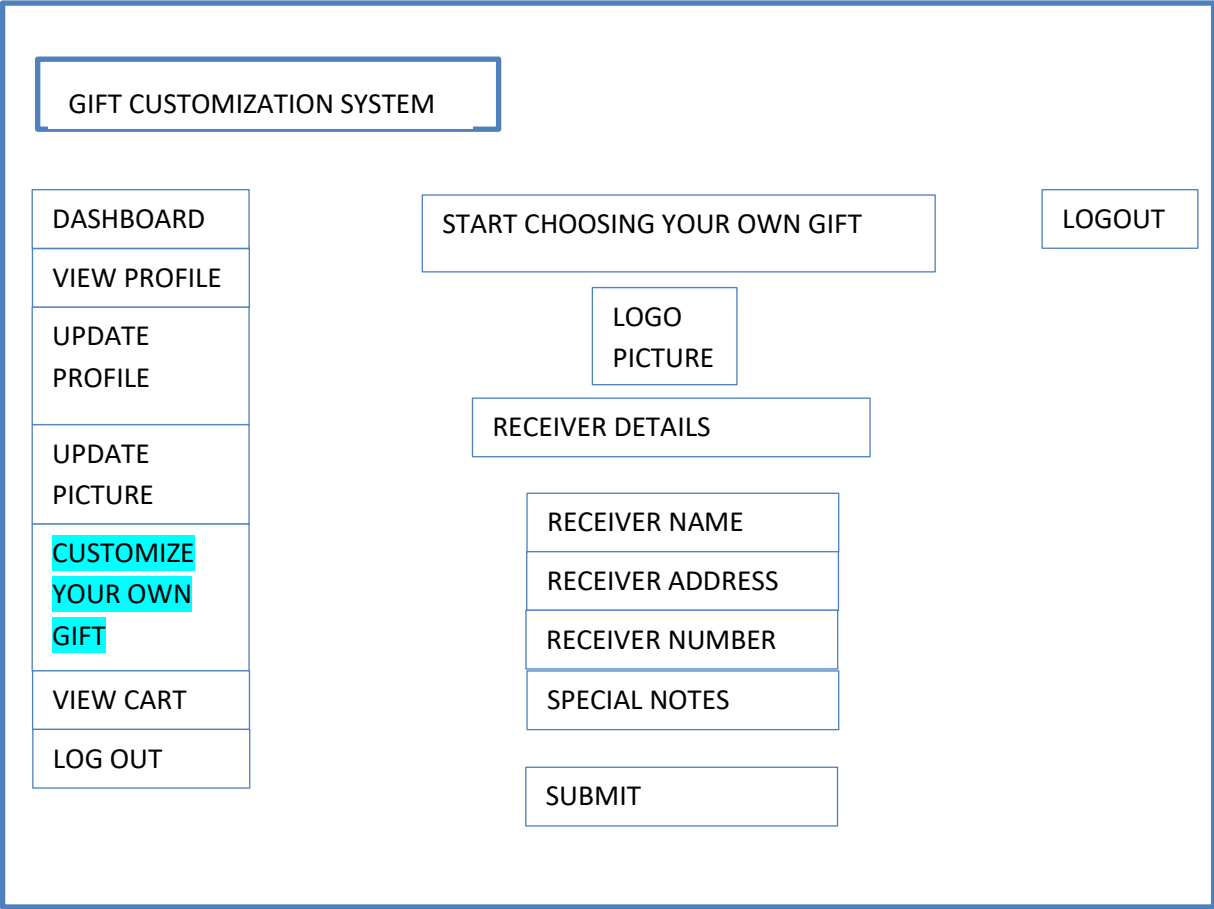
11.1.5.2 CUSTOMIZE GIFTS



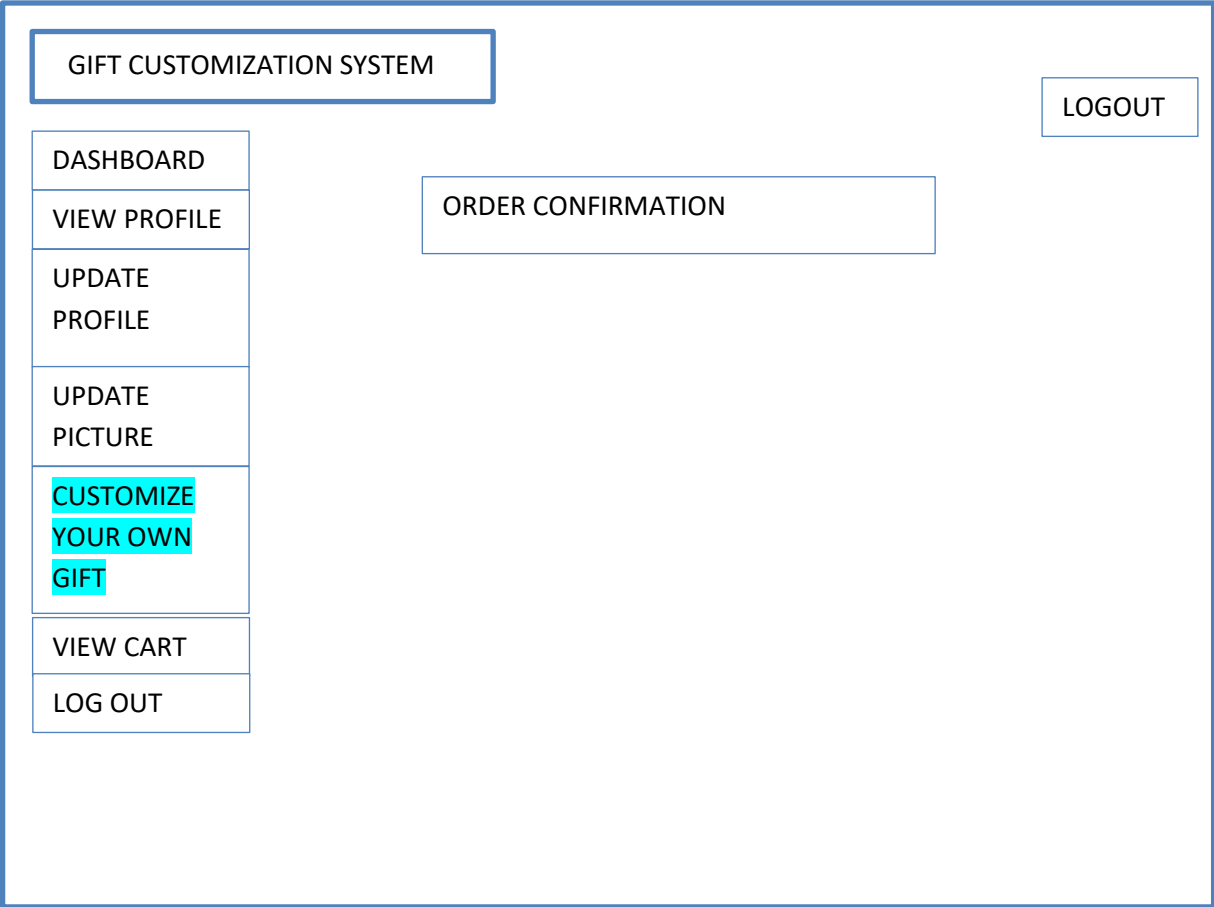
11.1.5.3 CUSTOMIZE GIFTS



11.1.5.4 CUSTOMIZE GIFTS



11.1.5.5 CUSTOMIZE GIFTS




11.1.5.6 CUSTOMIZE GIFTS

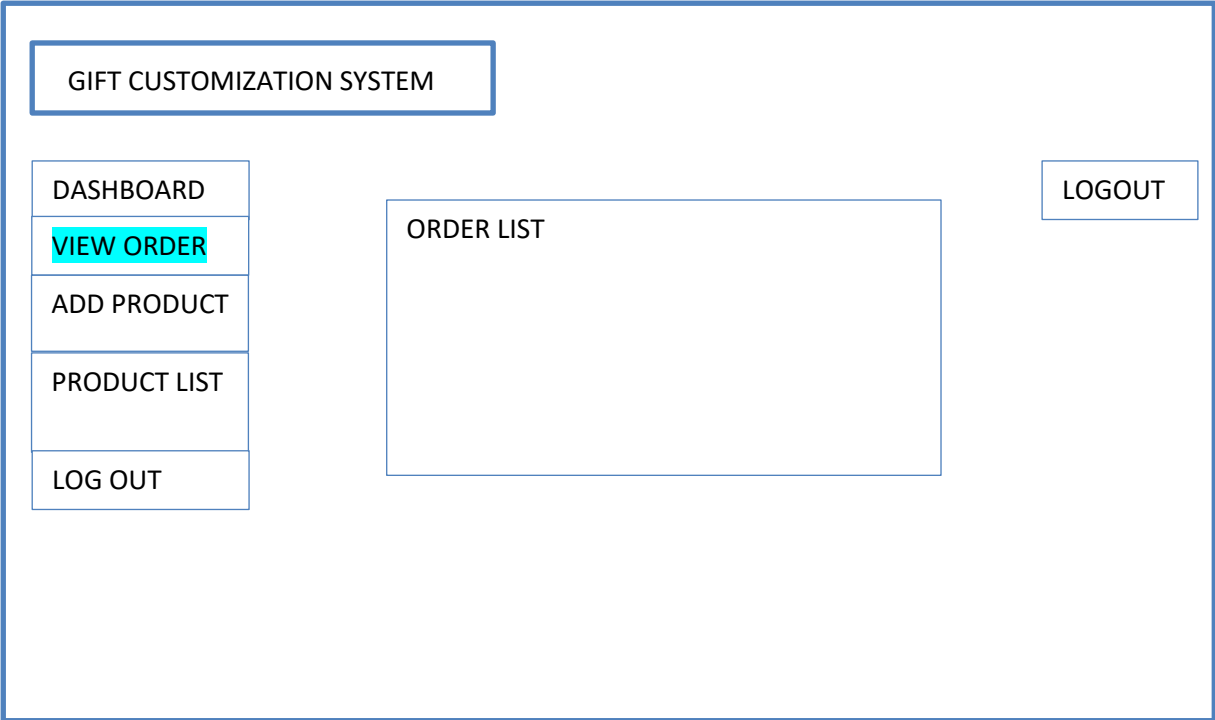
The screenshot displays the user interface of the Gift Customization System. At the top left, a box contains the text "GIFT CUSTOMIZATION SYSTEM". In the top right corner, there is a "LOGOUT" button. On the left side, a vertical sidebar menu lists several options: "DASHBOARD", "VIEW PROFILE", "UPDATE PROFILE", "UPDATE PICTURE", "CUSTOMIZE YOUR OWN GIFT", "VIEW CART" (which is highlighted in cyan), and "LOG OUT". In the center of the page, there is a button labeled "View cart".

11.2 STORYBOARD ADMIN


11.2.1 ADMIN SHOP DASHBOARD



11.2.2 ADMIN SHOP VIEW ORDER



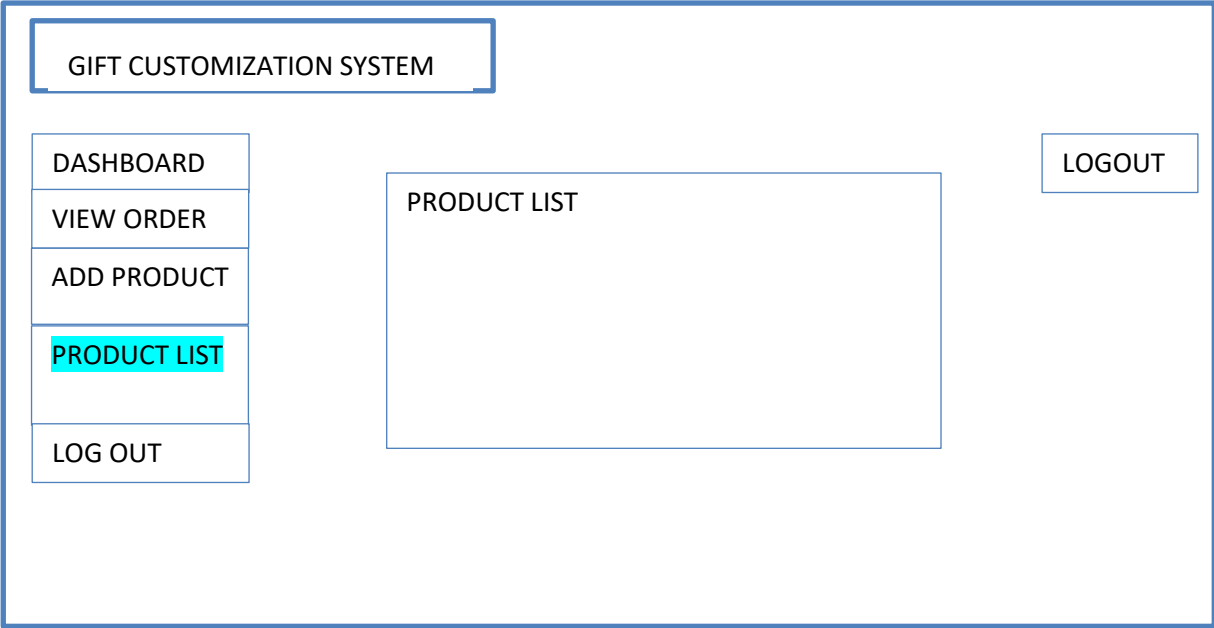
11.2.3.1 ADMIN SHOP ADD PRODUCT



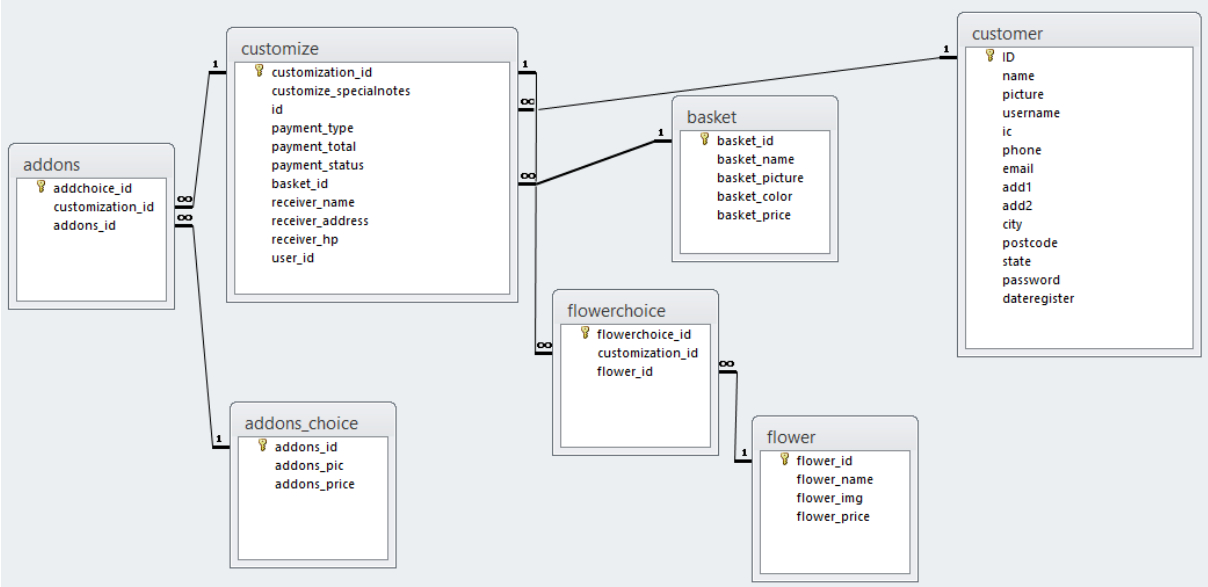
11.2.3.2 ADMIN SHOP ADD PRODUCT

The screenshot displays the 'GIFT CUSTOMIZATION SYSTEM' interface. On the left, a vertical navigation menu contains the following items: DASHBOARD, VIEW ORDER, ADD PRODUCT (highlighted in cyan), PRODUCT LIST, and LOG OUT. In the center, a message box states 'PRODUCT SUCCESSFULLY UPDATED'. On the right side, there is a 'LOGOUT' button.

11.2.4 ADMIN SHOP VIEW PRODUCT LIST



11.3 Entity Relational Diagram



CONCLUSION

For the conclusion, i hope that this system will be contributed to huge benefits for the people that have many constraints in wanting to buy the gifts. If the system works well, it will be useful to many people especially during these days where people mostly buy things online because it is a lot more easier than going to the physical shop. People can just buy different types of gifts on the same system and plus able to add side notes for the gifts' receivers.

Gift Customization System

Reference

(Mohd Rahimi Mohd Rosman, personal communication, November 4, 2018)